



PI Performance Improver Concentrate



AMSOIL PI improved fuel economy by reducing port fuel injector deposits, intake valve deposits and combustion chamber deposits in 100% of the vehicles tested!

Untreated Fuel Leads to Poor Engine Performance

A vehicle demonstrates its best efficiency and engine performance when it is new. As the engine ages, its performance suffers from gasoline fuel-generated deposits that form on the fuel injectors, intake valves and combustion chamber. Additives are required to control deposit formation. Today's fuels, however, lack sufficient treatments of either enough additives or high quality additives.

Fuel system deposits result in the following:

- Lost fuel economy
- Lost power and poor throttle response
- Failed emission tests
- Poor drivability - surging, hesitation, stalling, rough idle
- Engine knocking (pinging) and rap
- Difficult starts

Treated Fuel Delivers Maximum Performance

AMSOIL PI is the most potent gasoline additive available today. As a concentrated detergent, it is unsurpassed in cleaning combustion chamber deposits, intake valve deposits and port fuel injector deposits. AMSOIL PI helps maintain peak engine efficiency, fuel economy, power and drivability in newer low mileage engines. In engines with accumulated deposits, testing showed AMSOIL PI provided the following clean-up benefits after only one tank of gasoline:

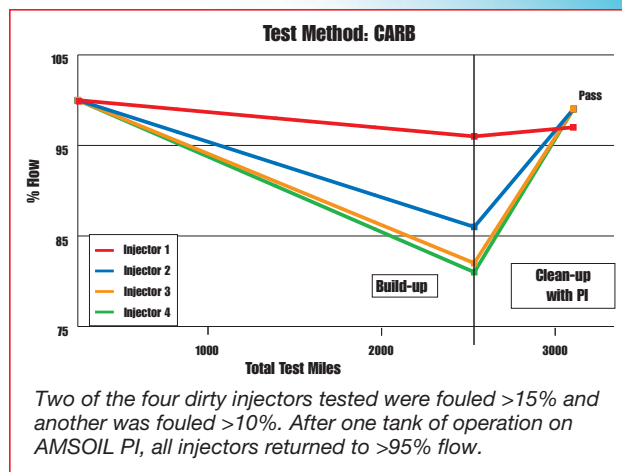
- Improves fuel mileage an average of 2.3% and up to 5.7%
- Reduced emissions
 - hydrocarbons (HC) up to 15%
 - carbon monoxide (CO) up to 26%
 - nitrous oxides (NOx) up to 17%
- Restored power and performance
- Reduced need for costly higher octane fuel
- Reduced noise from carbon rap and pre-ignition
- Better drivability
- Smoother operation

AMSOIL PI works as an "emissions passer." It is ideal for use prior to emissions inspections.

Unsurpassed Deposit Clean-up

Port Fuel Injector Deposits form after the engine has been shut down and there is no gasoline flowing through the

injectors. During this "hot soak" period the injectors heat up and the gasoline remaining in the injectors degrades and forms deposits. This can happen very quickly with the use of poor quality gasoline and short trip driving. Because the clearances within the injectors are extremely tight and injectors must deliver precise amounts of "atomized" fuel, even small amounts of deposits can cause injectors to malfunction. Fuel flow is reduced and spray patterns are disrupted, decreasing engine efficiency, power and fuel economy, while increasing exhaust emissions.



Injector spray pattern before PI treatment.



Injector spray pattern after PI treatment.

Intake Valve Deposits form on the intake side or back side of the valves. As deposits increase, they restrict airflow and alter airflow patterns in the cylinder. The deposits disrupt the balanced air/fuel ratio by momentarily absorbing and releasing fuel, and they can cause valve sticking by getting in the way of the valve stem and guide. Deposits also restrict proper seating, and the valves may be burned. Intake valve deposits cause lost engine power, increased emissions, poor engine efficiency and potential valve failure.



Intake valve before PI treatment.



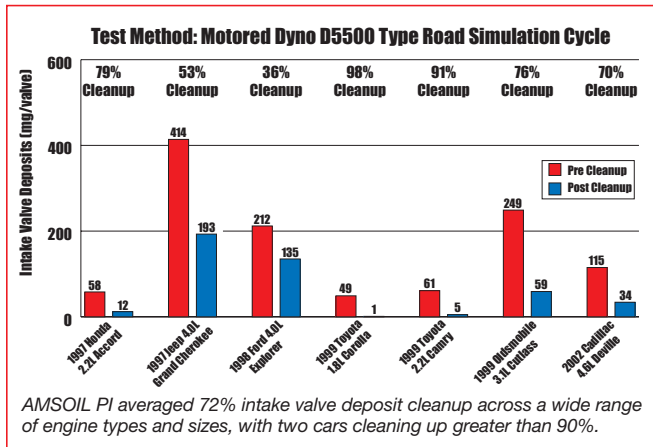
Intake valve after PI treatment.



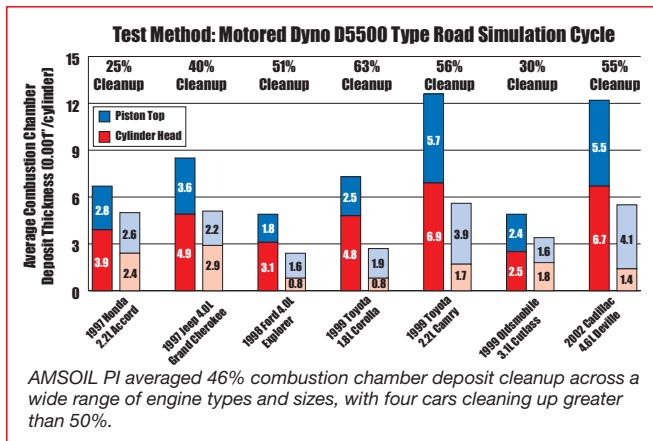
Piston before PI treatment. Piston after PI treatment.



Combustion chamber before PI treatment. Combustion chamber after PI treatment.



Combustion Chamber Deposits form on the top of the pistons and on the cylinder heads. They increase compression and absorb heat during combustion to later release it during the intake cycle. In some engines with tight squish domes, combustion chamber deposits cause the piston to actually hit the cylinder head. This is referred to as combustion chamber deposit interference or “carbon rap.” Combustion chamber deposits also flake off as they get large, and these flakes can get trapped between the valves and valve seat, resulting in compression loss, difficult starting and rough idle.

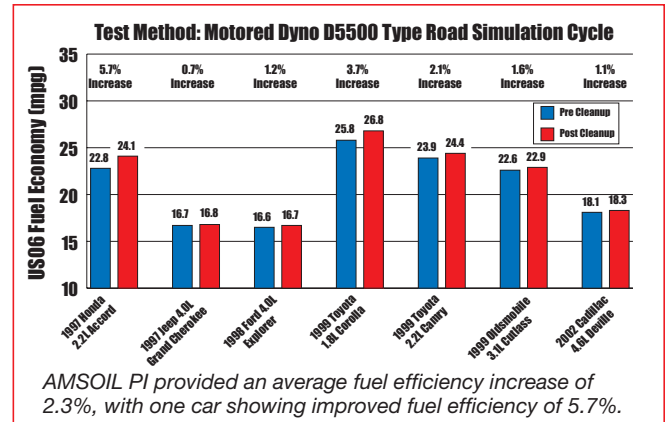


Higher compression and stored heat cause increased intake fresh charge temperatures and the increased likelihood of pre-ignition “knock” or “pinging” when the fuel spontaneously combusts prior to spark ignition. This increases emissions and may cause engine damage. Many of today’s cars have “knock” sensors that adjust spark timing to prevent knock.

Although audible knock is controlled, power is lost from retarded timing. Higher octane fuels of 4-5 octane numbers can be used to help prevent knock, an effect called “octane requirement increase.” As a vehicle ages, more expensive higher octane fuel is needed to keep it operating at peak performance. By cleaning combustion chamber deposits, knock is controlled, power is restored, fuel economy increases and higher octane fuels are less necessary for peak performance.

Maximum Fuel Economy

AMSOIL PI maximizes fuel efficiency by dissolving and removing fuel system deposits and other contaminants for improved power and overall performance.



Recommendations

Treat one full tank of gas every 4,000 miles or 100 hours of service. One bottle treats 20 gallons of gas. Do not treat and run more than 40 gallons of gas per treatment. PI helps pass emissions tests. Treat gas, run that tank and fill up again prior to test. Safe for use with catalytic converters, oxygen sensors, oxygenated gas and 10% ethanol blended gas.

DANGER: Combustible. Harmful or fatal if swallowed. Harmful if inhaled. Skin and eye irritant. Read precautions on container before use.

AMSOIL products and Dealership information are available from your local AMSOIL Dealer.

